



National Marine Manufacturers Association

nmma.org

ECONOMIC SIGNIFICANCE OF RECREATIONAL BOATING IN FLORIDA

CONGRESSIONAL DISTRICT 27

Number of Recreational Boats*	19,729
Recreational Boating Industry Businesses	193
Total Jobs	2,914
Annual Recreational Boating-Related Spending	\$148.7 MILLION



TOTAL ANNUAL ECONOMIC IMPACT OF RECREATIONAL BOATING:

\$359.2 MILLION

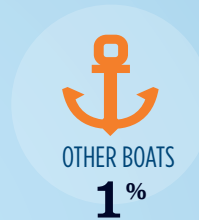

RECREATIONAL BOATS IN FL-27

TOTAL BOATS* **19,729**

REGISTERED BOATS **19,729**

Power boats	16,350
PWCs	2,516
Sailboats	720
Other Boats	143

HOUSEHOLDS PER BOAT **12.7**

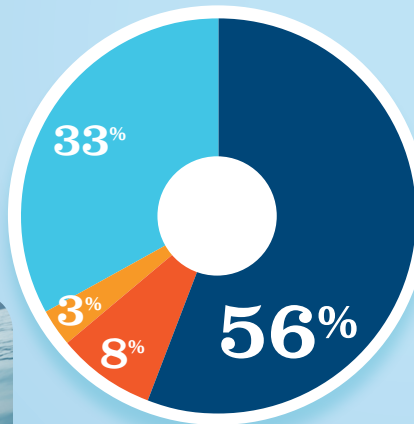


* Total boats are registered boats as reported by states to the USCG.

RECREATIONAL BOATING CREATES JOBS IN FL-27

TOTAL BOATING JOBS **1,980**

Boat Building	656
Motor / Engine Mfgr.	-
Accessory / Supplies Mfgr.	60
Dealers / Wholesalers	147
Boat Services	1,117



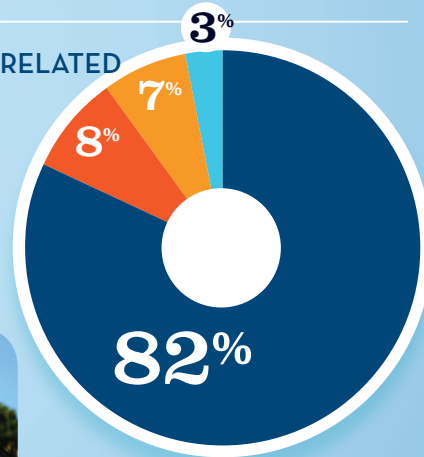
● BOAT BUILDING
 ● DLRS/WHOLESALERS
 ● MOTOR/ENG. MFGR. +
 ● BOAT SERVICES
 ● ACC./SUPPLIES MFGR.
 ● + 0%



RECREATIONAL BOATING-RELATED BUSINESSES IN FL-27

TOTAL BUSINESSES **193**

Boat Building	6
Motor / Engine Mfgr.	-
Accessory / Supplies Mfgr.	13
Dealers / Wholesalers	15
Boat Services	159



● BOAT BUILDING
 ● DLRS/WHOLESALERS
 ● MOTOR/ENG. MFGR. +
 ● BOAT SERVICES
 ● ACC./SUPPLIES MFGR.
 ● + 0%

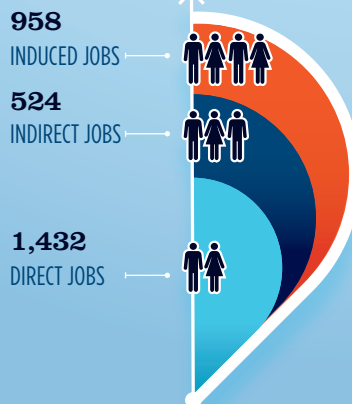


ESTIMATED JOBS IMPACT OF RECREATIONAL BOATING-RELATED SPENDING IN FL-27

EST. TOTAL JOBS **2,914**

EST. TOTAL LABOR INCOME **\$121.7** MILLIONS

Est. Direct Income	\$50.9
Est. Indirect Income	\$28.9
Est. Induced Income	\$41.9



RECREATIONAL BOATING INDUSTRY SALES IN FL-27

Boat Building	\$70.2	MILLIONS
Motor / Engine Mfgr.	\$0.0	MILLIONS
Accessory / Supplies Mfgr.	\$12.9	MILLIONS
TOTAL MFG. SALES	\$83.1	
Dealers / Wholesalers	\$73.3	MILLIONS
Boat Services	\$387.1	MILLIONS
TOTAL RETAIL & SERVICES SALES	\$460.4	

● BOAT BUILDING
 ● DLRS/WHOLESALERS
 ● MOTOR/ENG. MFGR.
 ● BOAT SERVICES
 ● ACC./SUPPLIES MFGR.

Source: NMMA's Center of Knowledge; Recreational Marine Research Center at Michigan State University